
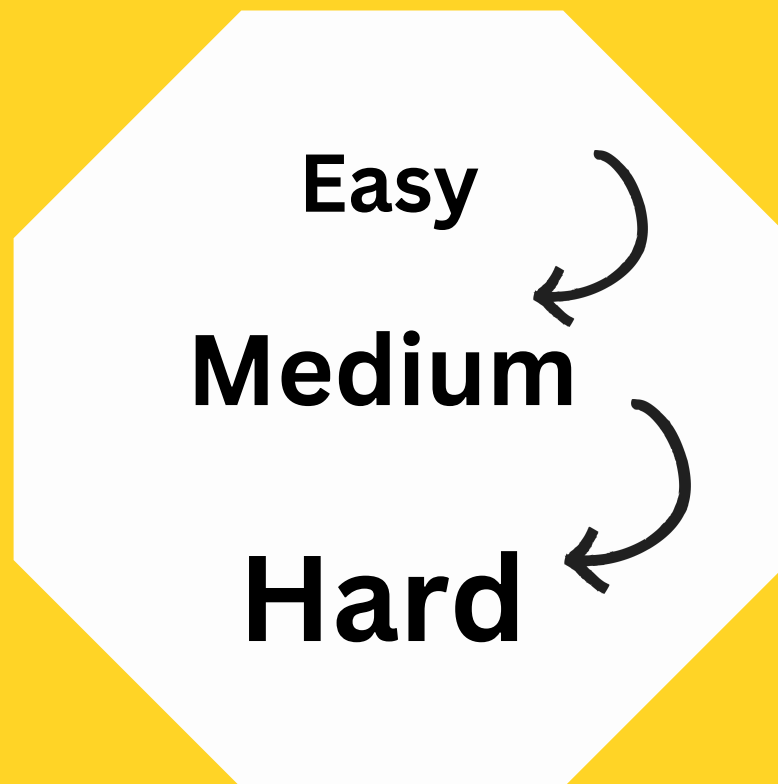


# REACT JS INTERVIEW QUESTIONS



# ? What is React.js and how does it differ from other JavaScript libraries?

- *React.js is a JavaScript library for building user interfaces.*
- *It allows developers to create reusable UI components and manage the state and props of those components.*
- *It differs from other JavaScript libraries in that it focuses specifically on the view layer of an application, making it a great choice for building complex, large-scale user interfaces.*



 @Kiran Kanwar Rathore

 @kiranrathore123



# What are the advantages of using React.js?

- *Reusable components.*
- *Virtual DOM for efficient updates and rendering.*
- *Good performance.*
- *Strong developer community and support.*
- *Easy integration with other libraries and frameworks.*
- *Can be used on the client and server side.*



 @Kiran Kanwar Rathore

 @kiranrathore123

# ? How does the virtual DOM in React.js work?

- *React uses a virtual DOM (Document Object Model) to optimize updates and rendering.*
- *The virtual DOM is a lightweight in-memory representation of the actual DOM.*
- *When the state of a component changes, React compares the virtual DOM with the actual DOM and only makes changes to the actual DOM where necessary, which is much more efficient than re-rendering the entire page.*



 @Kiran Kanwar Rathore

 @kiranrathore123

# How does React.js handle updates and rendering?

- *When a component's state changes, React will re-render that component and its child components to reflect the new state.*
- *React uses a virtual DOM to optimize updates by only re-rendering the specific parts of the actual DOM that have changed.*
- *This helps to improve the performance of the application.*




 @Kiran Kanwar Rathore

 @kiranrathore123



# What are the components in React.js and how are they used?

- *Components in React.js are the building blocks of a React application.*
- *They are used to create reusable UI elements.*
- *Components can be either functional or class-based and can be nested to create more complex UI elements.*
- *Components accept inputs called props and manage their own state.*





## How does React.js handle state and props?

- *State in React.js refers to the data or variables that determine a component's behavior and render its content.*
- *State can be changed within a component, which will trigger a re-render.*
- *Props (short for properties) are inputs passed to a component from its parent.*
- *They are read-only and cannot be changed within the component.*



 @Kiran Kanwar Rathore

 @kiranrathore123



# What is JSX and how is it used in React.js?

- *JSX is a syntax extension for JavaScript that allows developers to write HTML-like elements in their JavaScript code.*
- *It is used in React to describe the structure and content of a component.*
- *JSX is transpiled to plain JavaScript before being executed, so it is compatible with all web browsers.*



 @Kiran Kanwar Rathore

 @kiranrathore123





# What is the component lifecycle in React.js?

- *The component lifecycle in React.js refers to the different stages a component goes through, from its creation to its destruction.*
- *The main lifecycle methods include:*
  1. *componentDidMount: executed after the first render .*
  2. *componentDidUpdate: executed after each update.*
  3. *componentWillUnmount: executed before the component is removed from the DOM.*





# How do you use event handling in React.js?

- *Event handling in React.js is done using the `onEventName` syntax, where `EventName` is the name of the event you want to handle, such as `onClick` or `onSubmit`.*
- *Event handlers are passed as props to the component and are typically defined as arrow functions or bound methods.*



 @Kiran Kanwar Rathore

 @kiranrathore123

# What is the significance of props in React.js?

- *Props are used to pass data from a parent component to a child component.*
- *Props provide a way to make components reusable and configurable.*
- *Props components are read-only components.*





## How do you use forms and form validation in React.js?

- *Forms and form validation in React.js are typically implemented using controlled components, where the form input values are stored in the state and updated as the user interacts with the form.*
- *Form validation is then performed by checking the values in the state against a set of rules.*




 @Kiran Kanwar Rathore

 @kiranrathore123



# How do you handle routing in a React.js application?

- *Routing in a React.js application is typically handled using a library such as React Router.*
- *This library provides components and APIs for defining routes and navigating between them.*



 @Kiran Kanwar Rathore

 @kiranrathore123



# How do you use React.js with a state management library such as Redux?

- *React.js can be used with a state management library such as Redux by integrating the Redux store with the React components.*
- *This allows for better management of shared state between components.*



 @Kiran Kanwar Rathore

 @kiranrathore123

# What is the significance of Higher Order Components (HOC) in React.js?

- *Higher Order Components (HOC) in React.js are components that wrap other components to add additional functionality.*
- *They are significant because they allow for code reuse and abstract common functionality into a single, reusable component.*



 @Kiran Kanwar Rathore

 @kiranrathore123



## How do you use Hooks in React.js?

- *Hooks were introduced in React 16.8 and allow for using state and other React features without writing a class component.*
- *Hooks make it easier to reuse logic between components and provide more flexible and concise code.*
- *They are significant because they allow for more flexible and concise code*



 @Kiran Kanwar Rathore

 @kiranrathore123





## How do you use Context API in React.js?

- *The Context API in React.js is a feature that allows for sharing data between components without passing props down through multiple levels of components.*
- *This is useful for data that is needed by many components throughout an application.*



 @Kiran Kanwar Rathore

 @kiranrathore123



# How can you optimize the performance of a React.js application?

- *Performance of React.js applications can be optimized through techniques like using the `shouldComponentUpdate` lifecycle method and lazy loading.*
- *Memoization can also be used to improve the performance of React.js applications.*



 @Kiran Kanwar Rathore

 @kiranrathore123



## How do you test React.js components?

- *React.js components can be tested using various testing libraries, such as Jest and Enzyme.*
- *These libraries provide APIs for writing and running unit tests for React components.*



 @Kiran Kanwar Rathore

 @kiranrathore123



# How does Server-side rendering work in React.js?

- *Server-side rendering in React.js involves rendering the initial HTML on the server, rather than in the browser.*
- *This can help improve performance, especially for slower devices or low-bandwidth connections.*




 @Kiran Kanwar Rathore

 @kiranrathore123



## How does React.js handle different types of errors?

- *React.js handles different types of errors through various means, such as the try-catch statement, the use of error boundaries, and global error handling.*
- *Error boundaries are React components that catch JavaScript errors anywhere in their child component tree, log the errors, and display a fallback UI.*



 @Kiran Kanwar Rathore

 @kiranrathore123

# What is the significance of React.js lifecycle methods?

- *React.js lifecycle methods are used to manage the various stages of a component's lifecycle, such as mounting, updating, and unmounting.*
- *Lifecycle methods can be used to perform actions such as fetching data, setting up subscriptions, or updating the component's state.*



 @Kiran Kanwar Rathore

 @kiranrathore123

# Can you explain how React's reconciliation algorithm works and why it's important?

- *React's reconciliation algorithm is the process by which React updates the DOM in response to changes in the components' state or props.*

*Here are three key points about how it works:*

- 1. Virtual DOM: React uses a virtual representation of the DOM, called the Virtual DOM, to keep track of changes and update the actual DOM efficiently.*
- 2. Tree comparison: When a change occurs, React compares the updated Virtual DOM tree with the previous Virtual DOM tree to determine the minimum number of updates required to bring the actual DOM into sync with the updated Virtual DOM.*



*3. Update optimization: React uses heuristics and optimizations to minimize the number of updates required and make the update process as fast as possible. The use of the Virtual DOM and the reconciliation algorithm make React applications fast, even for large and complex user interfaces.*

- React's reconciliation algorithm is important because it allows React to update the user interface efficiently and with minimal overhead, making it well-suited for complex and dynamic applications. Additionally, the use of a Virtual DOM provides a clear separation between the user interface and the actual DOM, making it easier to reason about the behavior of the application.*





# Can you explain the concept of "lifting state up" in React and why it's important?

- *"Lifting state up" is a concept in React that refers to the process of sharing state between multiple components by moving it from lower-level components to higher-level components.*

*Here are three key points about why this is important:*

- 1. Centralized management: By lifting state up, you can centralize the management of state in one or a few higher-level components, making it easier to understand and maintain the application.*
- 2. Reusability: When state is lifted up, lower-level components that need access to that state can receive it as props. This makes it easier to reuse those components in different parts of the application, as they are not tightly coupled to the state they depend on.*



3. *Improved performance: Moving state up can also help improve performance, as React's reconciliation algorithm can take advantage of the fact that only a few components are changing instead of having to update many components individually.*

- *Lifting state up is a critical concept in React and can help improve the structure and maintainability of your applications. By centralizing state management and making components more reusable, you can write cleaner and more efficient code.*



 @Kiran Kanwar Rathore

 @kiranrathore123



# Can you explain the use of Redux with React and how it differs from using React's built-in state management?

## ***Use of Redux With React :***

- *Centralized store: Redux is a state management library that provides a centralized store for the entire application. The store contains the state for the whole application and can be updated using actions and reducers.*
- *Improved scalability: Redux makes it easier to manage the state of a large or complex application, as all the state is contained in a single store and updates are made using well-defined actions and reducers.*
- *Better separation of concerns: By using Redux, you can separate the state management from the presentation of the components, making it easier to understand and maintain the application.*



## ***Difference between React's built-in state management and Redux:***

- *Local vs global: React's built-in state management is local to individual components, while Redux provides a global store for the whole application.*
- *Scalability: React's built-in state management can become cumbersome in large or complex applications, while Redux provides a more scalable solution.*
- *Separation of concerns: React's built-in state management is closely tied to the presentation of the components, while Redux provides a more modular and scalable solution by separating the state management from the presentation.*



# ? Can you explain the difference between a stateless and stateful component in React?

## *Difference between stateless and stateful components in React:*

- *State management: Stateful components maintain their own state, while stateless components receive all the data they need as props from higher-level components.*
- *Reusability: Stateless components are typically more reusable, as they do not maintain any state and rely solely on the props they receive.*
- *Performance: Stateless components are typically faster and use less memory, as they do not have to manage their own state.*



 @Kiran Kanwar Rathore

 @kiranrathore123

# Can you explain the concept of "controlled components" in React and why they are important?

## ***Concept of controlled components in React:***

- *Controlled by React: Controlled components in React are components that have their value and behavior controlled by React, rather than by the user or the DOM.*
- *Better control: By controlling the value and behavior of a component, you can more easily manage the behavior of the component and ensure that it behaves as expected.*
- *Improved reliability: Controlled components can help improve the reliability of your application, as you have more control over the behavior of the component and can ensure that it behaves as expected.*





# Can you explain the concept of "reactive updates" in React and how it differs from traditional data binding?

## **Concept of "reactive updates" in React:**

- *Reactive nature: Reactive updates in React refer to the way that React updates the user interface in response to changes in the data. React updates the UI reactively, meaning that it updates the UI in response to changes in the data.*
- *Improved performance: Reactive updates can improve performance by only updating the parts of the UI that have changed, rather than re-rendering the entire UI.*
- *Dynamic updates: Reactive updates allow for dynamic updates to the UI, as the UI is automatically updated in response to changes in the data.*



## ***Differences from traditional data binding:***

- *Two-way vs one-way: Traditional data binding often involves two-way binding, where changes in the UI can also update the data. In React, updates are one-way, with changes in the data causing updates to the UI.*
- *Declarative nature: React uses a declarative approach to updating the UI, whereas traditional data binding often uses an imperative approach.*
- *Efficient updates: React's reactive updates are more efficient than traditional data binding, as React only updates the parts of the UI that have changed.*







# Can you explain how React handles performance optimization, such as lazy loading and memoization?

## ***React's performance optimization techniques:***

- *Lazy loading: Lazy loading in React involves loading components only when they are needed, rather than loading all components upfront. This can improve performance by reducing the amount of data that needs to be loaded and processed.*
- *Memoization: Memoization in React involves caching the results of expensive computations so that they can be reused in the future, rather than recomputing the results each time. This can improve performance by reducing the amount of redundant computation.*



- *Virtual DOM: React uses a virtual DOM, which is a lightweight in-memory representation of the actual DOM, to update the UI efficiently. This can improve performance by minimizing the number of actual DOM updates that are required.*



 @Kiran Kanwar Rathore

 @kiranrathore123

# DID YOU FIND THIS POST HELPFUL?



**@Kiran Kanwar Rathore**



**@kiranrathore123**



**@Maheshpal Singh Rathore**



**@mpsrathore2020**



**Like , save, and share  
this  
with friends!!!**

Credit - Internet